

# Strategos Guide To Cycle Counting & Inventory Accuracy

*Quarterman Lee*



**Copyright Notice**  
**Copyright 2006 Strategos, Inc.**

## Site License Edition

As a registered purchaser of this Site License Edition, you may make multiple copies provided that those copies are distributed only to employees located at the purchasing site. The buyer may NOT sell or transfer the electronic file to any other division, site, individual or corporation. A personal edition of this book is available at low cost for individual purchasers. It is in an E-Book format and may be viewed or printed by any computer with Microsoft Internet Explorer, Version 5.0 or higher. For more information go to [www.strategosinc.com](http://www.strategosinc.com).

## Printing Note

This edition is designed for printing in either color or black and white. It is formatted for letter-size 8-1/2x11 paper. It may be printed on one or both sides and inserted in a three-ring binder. The distribution file is in standard PDF format. Adobe Acrobat Reader is required for printing and is available at no cost from [www.adobe.com](http://www.adobe.com). To open this file you will need the authorized password provided at the time of purchase.

**Published By**  
**Strategos, Inc.**  
**3916 Wyandotte**  
**Kansas City, Missouri, 64111, USA**  
**[www.strategosinc.com](http://www.strategosinc.com)**

## Author's Preface



There seems to be an aura of mystery about cycle counting in many minds. Such mystery leads some people to over-estimate its value and view it as the panacea for inventory ills of all sorts. In other cases, the mystery makes people reluctant to use it where, in fact, it might make a valuable contribution to operations.

The mystery and subsequent misjudgments and misapplications have led to mixed results and a mixed reputation for cycle counting. The popularity of Lean Manufacturing compounds any discussion with arguments that inventory should disappear and therefore make cycle counting irrelevant.

This small book attempts to take the mystery out of cycle counting. Part of the mystery comes from cycle counting's theoretical basis in statistics. I have tried to explain this basis clearly and intuitively without the usual statistical notation and paraphernalia.

However, cycle counting is not the real issue. *The real issue is inventory accuracy.* Cycle counting, properly implemented and maintained, can make an important contribution to inventory accuracy when part of a larger Manufacturing Strategy. This book also attempts to put cycle counting into that larger context and present other approaches and elements of an effective inventory accuracy program. It attempts to clarify the role of Lean Manufacturing and how lean elements interact with inventory accuracy.

I hope you find this book useful and valuable. Comments from readers are always welcome. You may reach me at: [qlee@strategosinc.com](mailto:qlee@strategosinc.com).

Quarterman Lee

# Contents

<b>Author's Preface</b>	<b>3</b>
<b>Contents</b>	<b>4</b>
<b>Tables</b>	<b>6</b>
<b>1.0 Inventory Accuracy</b>	<b>7</b>
1.01 What Inventory Accuracy Is and Why It Matters	7
1.02 How To Measure Inventory Accuracy	9
1.03 Causes & Cures	13
<b>2.0 Cycle Counting</b>	<b>15</b>
2.01 Introduction To Cycle Counting	15
2.02 Why Cycle Counting works	16
2.03 Designing The Program	19
2.04 Selection Methods	27
2.05 Improving Effectiveness	28
2.06 Estimating Resources	29
2.07 Timing And Interference With Operations	30
2.08 Cycle Counting Implementation	31
<b>3.0 Physical Inventories</b>	<b>33</b>
3.01 The Annual Inventory	33
3.02 Conducting A Successful Audit	34
3.03 Cards, Count Sheets, Barcodes	35
3.04 Staffing For The Physical Inventory	38
<b>4.0 Process Improvement</b>	<b>41</b>
4.01 Prevention Versus Correction	41
4.02 Root Causes of Inventory Errors	43
4.03 Process Improvement Example	43
4.04 Theft & Shrinkage	47
<b>5.0 Reducing Transaction Volume</b>	<b>48</b>
5.01 The Drivers of High Transaction Volume	48
5.02 Techniques For Transaction Reduction	49
5.03 Transaction Reduction Example	52
<b>6.0 Strategies For Inventory Accuracy</b>	<b>59</b>
6.01 Introduction	59
6.02 Combining PI and Cycle Counting For Error Correction	59
6.03 Error Prevention	61
6.04 Organizing the Implementation Project	62
6.05 A Final Word	63
<b>About The Author</b>	<b>64</b>
<b>Appendices</b>	<b>65</b>
<b>APP2-Kanban Systems</b>	<b>65</b>
<b>Appendix 1 Confidence Belt Charts</b>	<b>66</b>
<b>Appendix 2 Random Selection From A Database</b>	<b>69</b>
<b>Kanban Scheduling Systems</b>	<b>71</b>

# Figures

Figure 1 Physical Count and Records Agree	7
Figure 2 ABC Classification	11
Figure 3 Inventory Error & Transaction Rates	14
Figure 4 Cycle Counting Example	16
Figure 5 Statistical Sampling	17
Figure 6 Confidence Belt Chart	18
Figure 7 Using Confidence Belts	19
Figure 8 Count Rate & Improvement Speed	20
Figure 9 Effects of Error Creation	21
Figure 10 Effects of Database Size	22
Figure 11 Estimator Output Chart	25
Figure 12 ABC Output, Example A	26
Figure 13 IRA With Physical Inventory	34
Figure 14 Example Physical Inventory Project Plan	35
Figure 15 General Task Sequence for Count Sheets	36
Figure 16 Typical Count Sheet	36
Figure 17 General Task Sequence for Inventory Tags	37
Figure 18 Examples of Inventory Tags	37
Figure 19 Physical Inventory Temporary Organization Structure	39
Figure 20 Generalized Inventory Error Causes	42
Figure 21 Preliminary Error Characteristics	44
Figure 22 Over-Count Fishbone Diagram	45
Figure 23 Functional Layout Material Flow	48
Figure 24 Cellular Layout Material Flow	49
Figure 25 Peristaltic Pump Assembly	50
Figure 26 Original Peristaltic Pump BOM	51
Figure 27 Simplified Peristaltic Pump BOM	51
Figure 28 Original Casting Process With Transaction Points	53
Figure 29 Process With Kanban Scheduling	54
Figure 30 Process With Cellular Layout For Machining	55
Figure 31 With Cellular Layout, Kanban and Backflushing	56
Figure 32 Extending Kanban and Point-Of-Use Delivery To Supplier	57
Figure 33 IRA With Physical Inventory & Cycle Counting	60
Figure 34 Example A Using PI and Cycle Counting	61

# Tables

Table 1 ABC Percentages & Examples	11
Table 2 Typical Count Tolerances	12
Table 3 Inventory Calculation Example	13
Table 4 Typical ABC Count Frequencies	22
Table 5 Example "A" ABC Estimating	23
Table 6 Estimator Data Inputs, Example A	24
Table 7 ABC Input Data, Example A	25
Table 8 Partial Cycle Count Error Log	44
Table 9 Comparison of Functional & Cellular Layouts	50
Table 10 Process Map Symbols	52
Table 11 Input Data, Example A With Initial Physical Inventory	60

## 1.0 Inventory Accuracy

*This first chapter defines Inventory Accuracy and, explains why it is an important issue for any business that holds significant inventories. Inventory is a central theme of Lean Manufacturing, Lean Warehousing and Lean operations and here we explain how Inventory Accuracy fits into these Operations Strategies.*

*The chapter describes how to measure accuracy and addresses the question of “How accurate is accurate?” It introduces the two important methods for correcting inventory errors, Physical Inventories and Cycle Counting. And, finally, we introduce the root causes of inaccuracy and how to eliminate or minimize them.*

### 1.01 What Inventory Accuracy Is and Why It Matters

*What Is Inventory Record Accuracy?*

Inventory Record Accuracy (IRA) is a measure of how closely official inventory records match the physical inventory (figure 1). Many managers equate IRA with cycle counting, but there is a lot more to it than just counting.

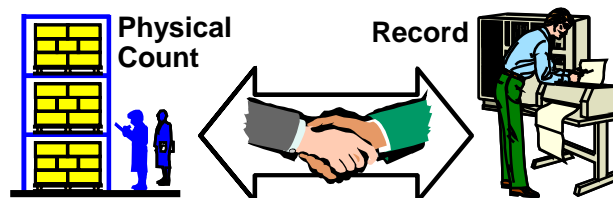


Figure 1 Physical Count and Records Agree

The units of measurement are either dollar based or count based. These two bases have different purposes and may give widely differing results.

Accountants and financial auditors prefer dollar-based measurements of accuracy. Their concern is to ensure that the inventory value stated on books and tax returns is accurate at an aggregate level. Discrepancies on individual items hold little concern provided that positive and negative discrepancies are roughly equal and the total value is the same. Operations and material management people have a stronger interest in the accuracy of individual SKUs. If one SKU is short, they can rarely substitute some other part or item that happens to be long. They need count based measurements of accuracy.

## *Why Inventory Accuracy Is Important*

The reasons for having accurate records are legion. Stockouts increase cost in a hundred ways and sap the time and energy of everyone. Poor accuracy begets more inventory and requires more capital. Inventory is often the largest consumer of capital for an enterprise. The various reasons for accuracy fall into the two general categories of financial and operational. Here are a few of them:

### **Financial Reasons:**

- Investors want to know that the book value is accurate and inventory is usually a large balance sheet item.
- Combined with other financial data into various ratios, inventory is a primary indicator of a company's financial health and value.
- Conventional lenders, such as banks, often lend money using inventory as collateral. If the loan should default, they want to ensure that the inventory stated is accurate. They are also likely to be concerned about obsolete and slow moving inventory.
- Taxation often depends on inventory value. Overpayment of taxes reduces profits and underpayment incurs penalties.



### **Operational Reasons:**

- Stockouts interrupt production and create delivery delays.
- Missing items cause delays and idle time that reduce manufacturing efficiency.
- Schedules must often be juggled to accommodate stockouts.
- People waste hours looking for misplaced or missing items. This happens in the warehouse and often again on the manufacturing floor.
- When stockouts are frequent, inventory rises to compensate. This unnecessary inventory requires space and capital.
- Inventory turnover reflects overall manufacturing efficacy.
- MRP and ERP systems require very high accuracies (95%-99%) to function well.
- The annual physical inventory audit is a nuisance for everyone and takes several days from production capacity. Such audits are required when inventory accuracy is questionable but can be eliminated when accuracy is demonstrated to the auditors through cycle counting and other means.





## *IRA and Lean Operations*

Inventory accuracy links to Lean Manufacturing in much the same way that quality is linked to Lean Manufacturing. They both eliminate waste and allow the smooth production with low inventories that characterizes lean. In fact, inventory accuracy is really a special case of quality; it is quality in the warehouse and transaction process.

### **Lean Manufacturing**

Lean Manufacturing reduces the need for inventory and transaction volume in many ways. It makes high accuracy easier. If transaction volume is reduced through kanban, backflushing, Cellular Manufacturing or other simplification, errors drop proportionately.

The stockouts common to firms with poor accuracy generate significant fears throughout the organization and create difficulties for a lean implementation. Because of this, increasing inventory accuracy through more conventional means such as cycle counting may be a necessary part of a lean implementation.

### **The Lean Warehouse**

IRA is also an element of lean operations within the warehouse. Inaccurate records are one of the major sources of waste for warehouse and inventory operations. At the same time, streamlined warehouse processes and low inventory prevent many errors from occurring.

### **The Lean Office**

The lean office takes Lean Manufacturing principles and applies them to the typical administrative and information-based activities of office work. Since inventory accuracy depends greatly on information-based transaction processes, lean office techniques apply directly. At the same time, increased inventory record accuracy helps smooth many front office processes that depend on inventory information.

## **1.02 How To Measure Inventory Accuracy**

### *A Question of Quality*

Inventory Record Accuracy is a quality issue. All the methods, principles, thinking and philosophy of Total Quality Management (TQM) and Six Sigma apply. The work process is the process of conducting transactions, storing material and moving material. The product is an accurate inventory record. Our customers are the users of these records, primarily scheduling, sales and operations people who depend on their accuracy.

Foremost among the principles and philosophies is the concept of prevention versus detection. Prevention of errors is the key and most important approach. Detection and correction are inferior stopgap measures to be used only until proper preventive measures can be put into effect.

## *ABC & Tolerances*

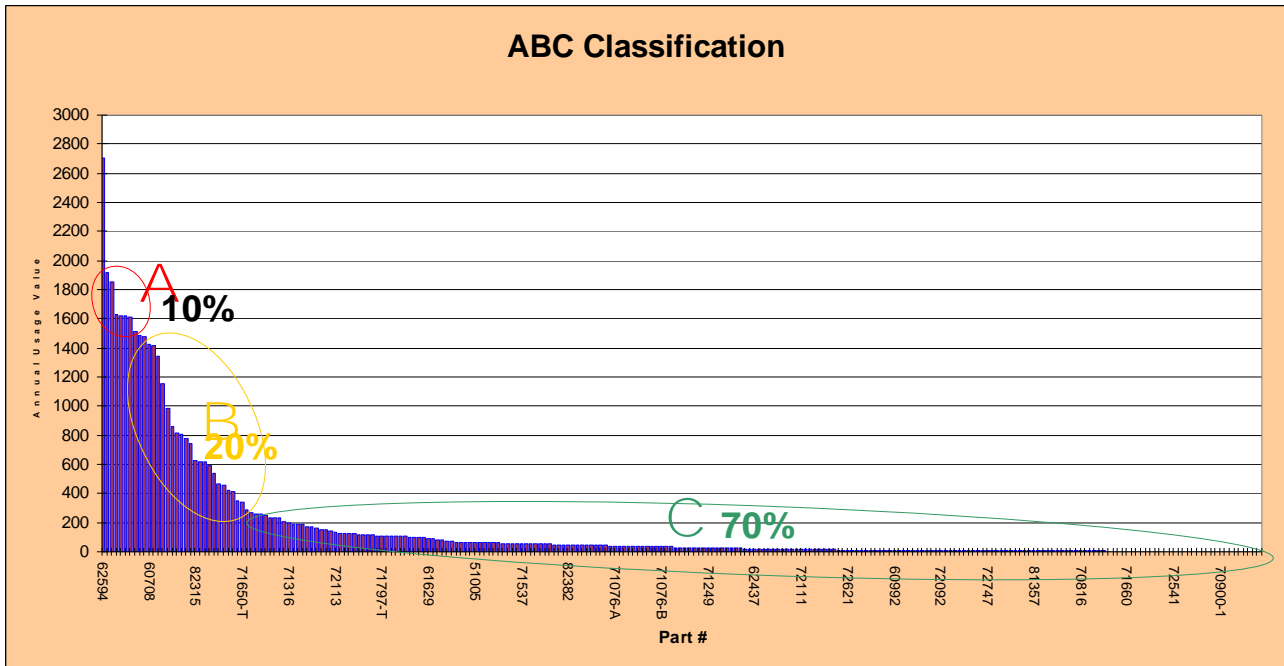
### **The Value of Classification**

ABC classification and stratification is a common method for ranking the relative importance of inventory items. The most important items (A-Items) get counted more often and have more exacting count tolerances.

All items in an inventory database rarely need the same degree of accuracy. A manufacturer of industrial vehicles might need 100% IRA on their stock of engines, for example. Engines cost upward of \$4000.00 each, occupy significant warehouse space and have a five-week delivery time. Their stock of ¼" flat washers, however, cost only about \$0.002 each, requires minimal space and they are available at the local hardware store. Cycle counting washers with the same frequency and rigor as required for engines would cost more than the washers themselves.

ABC classification is usually based on the value of the annual usage of each item. Item usage values follow Pareto's principle with a few high value items and many low value items. Figure 2 illustrates this with a typical Product-Volume chart. However, judgment should also be used. Some items may have a low usage value but they are critical to operations and may have created difficulties in the past. Table 1 shows the typical range of percentages along with examples. Some companies extend this idea and add an "A+" category or a "D" category.

ABC classification is fundamental to any inventory strategy. It helps direct resources to those areas and items that have the most impact on operations and finance.



**Figure 2 ABC Classification**

Class	% of SKUs	Examples
<b>A+</b>	<b>&lt;1%</b>	<b>Very High Value</b> —diamonds, CPU chips, engines, complex products. Often kept in security cage.
<b>A</b>	<b>5%-15%</b>	<b>High Value/Critical Items</b> —hydraulic valves, custom-made components.
<b>B</b>	<b>20%-30%</b>	<b>Medium Value</b> —ball valves, raw steel, aluminum ingots, pulleys, standard machine components.
<b>C</b>	<b>65%-75%</b>	<b>Low Value/Readily Available/Bulk</b> —hardware, copy paper, etc. Often use weigh counting.
<b>D</b>	<b>&lt;2%</b>	<b>Consumables</b> —shop rags, paper clips, soap, etc. Do not carry as inventory.

**Table 1 ABC Percentages & Examples**

## Tolerances

It is not unrealistic to expect that the physical count and record will exactly match for every item; nor is it practical. An inventory record should be considered accurate if it matches the physical count within a reasonable tolerance. Most often, count tolerances are based on the ABC classification and typical tolerances are in table 2. There may be occasional exceptions to these tolerances.

Table 2 Typical Count Tolerances

Class	Typical Tolerances
A+	(+/-) 0%
A	(+/-) 0%-1%
B	(+/-) 3%-5%
C	(+/-) 10%-15%
D	N/A

## Calculating Accuracy

The actual calculation of inventory accuracy is quit simple. It is the percentage of items having accurate records. The formula is:

$$\text{IRA (\%)} = \frac{\text{Number of Correct Records}}{\text{Number of Records Checked}} \times 100$$

The formula applies to inventory as a whole and also to each class (ABC) within the database. You can use it to calculate accuracy for a day's cycle counting, or the annual physical audit.

### To count as accurate, a record should meet three criteria:

1. The quantity on record must match the physical count within the tolerance for that item.
2. The location on record must match the physical location.
3. The item should have no outstanding transactions.

Criterion three is sometimes a serious difficulty. In some organizations transactions take place (e.g. an item is received). But the transaction is not entered into the computer system or posted for hours, days or weeks. From a financial standpoint, such posting delays make no difference. From an operational standpoint, however, it is critical. Un-posted transactions create a lot of chaos. The author has spent many hours searching for parts that exist physically but their transaction was simply not posted.

Table 3 shows a sample of 13 items that were physically counted. It contains the physical count, the record quantity and the percentage difference. The tolerance limits are based upon the ABC class. Columns on the right indicate whether this item meets each of the three tests for an accurate record: count, location and transaction posting. Nine records pass all three tests. The IRA calculation is, therefore,  $(9/13 \times 100)=69.2\%$ .

Part #	Physical Count	Inventory Record	Quantity Difference	% Difference	ABC	Tolerance %	Tolerance OK?	Location OK?	Trans Posted?	Accurate?
101	541	525	16	3.0%	C	10.0%	Y	Y	Y	Y
102	100	98	2	2.0%	B	4.0%	Y	Y	Y	Y
103	250	262	-12	-4.6%	B	4.0%	N	Y	Y	N
104	200	113	87	77.0%	B	4.0%	N	Y	Y	N
105	151	152	-1	-0.7%	B	4.0%	Y	Y	Y	Y
106	4100	4025	75	1.9%	C	10.0%	Y	Y	Y	Y
107	5	5	0	0.0%	A	5.0%	Y	Y	N	N
108	27	28	-1	-3.6%	A	5.0%	Y	Y	Y	Y
109	896	895	1	0.1%	C	10.0%	Y	N	Y	N
110	395	422	-27	-6.4%	C	10.0%	Y	Y	Y	Y
111	3111	3001	110	3.7%	C	10.0%	Y	Y	Y	Y
112	566	567	-1	-0.2%	C	10.0%	Y	Y	Y	Y
113	44	41	3	7.3%	C	10.0%	Y	Y	Y	Y

Count= 9  
IRA= 69.2%

Table 3 Inventory Calculation Example

## 1.03 Causes & Cures

### *Reasons For Inaccuracy*

There are many causes for inaccurate records. People may enter data inaccurately or not at all. Confusing location codes cause discrepancies between recorded and actual locations. Occasionally, software bugs introduce errors. The thousands of possible causes are either process-related or volume-related.

**Process Related Errors**— Each step in a transaction process introduces some probability for error, even if that probability is small. To reduce process-related errors, we must change the process.

**Volume-Related Errors**— Every transaction process has an inherent error rate or probability of error resulting from the structure and execution of the process. Over time, and with many transactions, the number of new errors per week or per thousand transactions is relatively constant, if the process remains unchanged. The more transactions; the more errors.

### *Methods To Improve Accuracy*

To improve inventory record accuracy, the error creation rate (i.e. errors per week, month, etc.) must be less than the error removal rate. To increase accuracy we can either decrease errors flowing in or increase the removal rate. Figure 3 illustrates.

Methods to improve accuracy include Cycle Counting, Physical Inventory, Transaction Reduction and Process Improvement. Cycle counting and the physical inventory remove errors. Process improvement and transaction reduction prevents new errors. An optimal approach to Inventory Record Accuracy uses both.

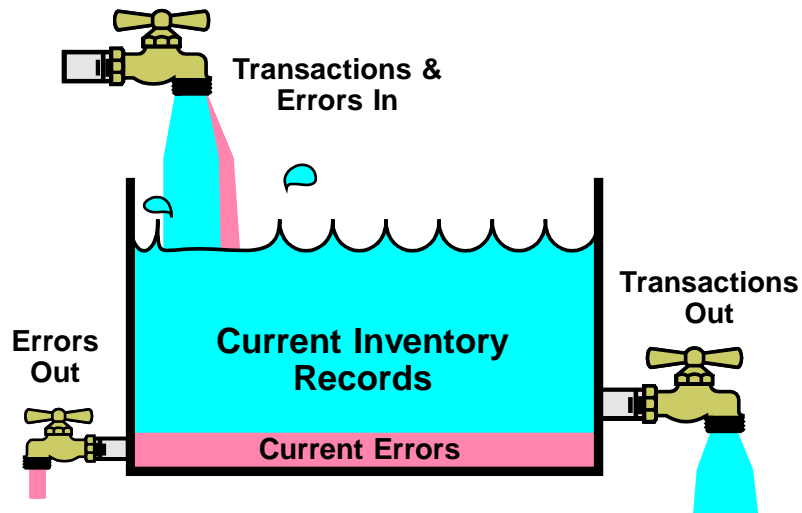


Figure 3 Inventory Error & Transaction Rates

Below is a thumbnail summary of the four methods. Subsequent chapters elaborate on each of these methods and how to combine them into a comprehensive and effective inventory accuracy program that will enhance your Lean Manufacturing or other manufacturing strategy.

### **Physical Inventory**

In a physical inventory, normal operations cease while a physical count of every item is conducted. The counts are compared to inventory records and, when necessary, the records are corrected.

### **Cycle Counting**

A small number of items are physically counted, daily, on a random or semi-random basis. The physical count is compared to the inventory record. When necessary, the records are corrected.

### **Process Improvement**

Process Improvement examines the transaction processes. Changes are identified and implemented that reduce the probability of error.

### **Transaction Reduction**

The most effective way to reduce errors is to reduce the number of transactions. Fewer transactions introduce fewer errors. Kanban, BOM simplification, cellular manufacturing and other elements of Lean make this feasible.